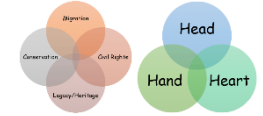



















# Year 1 – Autumn 1 – Art – Pupil Knowledge Organiser



What do I already know?	What am I learning now?
<ul style="list-style-type: none"> <li>• Art is when you create something to show your ideas or feelings, using things like colours, sounds, or materials.</li> <li>• There are lots of different types of art including: drawing, painting and sculpture.</li> <li>• An artist is someone that uses the materials to make a piece of art.</li> <li>• Art can sometimes take a few tries until we are happy with it.</li> <li>• Holding pencils correctly helps to improve control over my drawing.</li> </ul>	<ol style="list-style-type: none"> <li>1. What are common lines and shapes?</li> <li>2. Can I use a continuous line in my drawing?</li> <li>3. What drawing tools can I use and why?</li> <li>4. How do we create patterns?</li> <li>5. Can I draw from my imagination?</li> <li>6. What can I draw using what I have learnt?</li> </ol>

Key Knowledge: Drawing Techniques				Key Vocabulary	
<p>There are many types of lines, such as:</p>  <p><b>Straight:</b> a line that doesn't bend.</p>  <p><b>Curved:</b> a line that bends smoothly.</p>  <p><b>Zigzag:</b> a line made of sharp turns.</p>  <p><b>Wavy:</b> a line that moves up and down smoothly.</p>	<p>Simple shapes can be found in everything:</p>  <p><b>Circle:</b> a round shape with no corners.</p>  <p><b>Square:</b> a shape with four equal sides.</p>  <p><b>Triangle:</b> a shape with three sides.</p>  <p><b>Rectangle:</b> like a square but two sides are longer.</p>	<p>Different drawing tools make different marks.</p>  <p>Pencils make thin lines.</p>  <p>Crayons make smooth, solid marks.</p>  <p>Pastels make soft, smudgy marks in bright colours.</p>  <p>Charcoal is soft and makes bold, dark lines.</p>  <p>Chalks make powdery marks.</p>	 <p>Patterns are made by repeating lines and/or shapes.</p>  <p>Patterns might use symmetry.</p>	<p>drawing tools</p> <p>line</p> <p>shape</p> <p>mark</p> <p>pattern</p> <p>continuous line</p> <p>symmetry</p> <p>repetition</p> <p>observation</p> <p>imagination</p>	<p>The items we use to draw: pencil, crayon, pastel, charcoal, chalk.</p> <p>A mark made by a tool (straight, curved, zigzag, wavy).</p> <p>A flat area enclosed by lines (circle, square, triangle, rectangle).</p> <p>Any stroke made by a tool.</p> <p>A repeated design of lines or shapes.</p> <p>A line drawn without lifting the tool.</p> <p>When both sides of the pattern look the same.</p> <p>Using the same shapes and lines many times.</p> <p>Looking closely at objects.</p> <p>Creating something from your mind.</p>