














Year 5 – Spring 1 – Art – Pupil Knowledge Organiser



What do I already know?		What am I learning now?		
<ul style="list-style-type: none"> Materials for collages include: pictures, fabric, textured papers. We cut, tear or crumple papers to give them an interesting look and texture. Overlapping materials makes the piece look interesting. Adhesive is used to attach materials to the background. Mood is the emotions a piece of art can make you feel. Curved shapes or patterns can be used to suggest action/movement. 		<ol style="list-style-type: none"> What can I remember about collage? Who is Elizabeth St Hilaire? What are the different techniques we can use in collage? Can I plan a collage inspired by Elizabeth St Hilaire? Can I apply my learning to a final product? How can I develop my work further? 		
Key Knowledge: Materials	Key Knowledge: Planning	Key Knowledge: Collage Construction		Key Vocabulary
 <p>Collages do not need to just use paper or fabric.</p>  <p>We can stick different materials onto our collages for additional texture.</p> <p>This helps us to create a mixed-media piece.</p>	 <p>A stimulus can be an image, emotion or a piece of music.</p>  <p>Artists decide on the layout, colours, shapes, and materials to use.</p>	<p>Embellishment techniques include:</p>  <p>adding drawn details,</p>  <p>painted accents, or</p>  <p>printed patterns.</p>  <p>Overlapping and layering are essential to create depth in a collage.</p>  <p>Using adhesives properly is crucial to assembling materials securely.</p>  <p>Precision in cutting, tearing or crumpling materials is key to a successful collage.</p>		<p>collage</p> <p>A piece of art made by sticking different materials, like paper or fabric, onto a surface.</p> <p>overlap</p> <p>When one material or object is placed on top of another, partly covering it.</p> <p>layer</p> <p>A single sheet or level of material placed on top of another in a collage.</p> <p>texture</p> <p>The feel or surface quality of something, like rough, smooth, soft, or bumpy.</p> <p>adhesives</p> <p>A sticky substance, like glue or tape, used to stick materials together.</p> <p>assemble</p> <p>To put together different pieces or parts to make something whole.</p> <p>stimulus</p> <p>Something that gives you inspiration to base your art on.</p> <p>material</p> <p>The things used to make art, such as paper, fabric, paint, or clay.</p> <p>media</p> <p>The different materials or tools used to create art, like paint, paper, or pencils.</p> <p>mixed media</p> <p>Art made by using more than one type of material, such as paper, paint, and fabric together.</p>
Significant People				
<p>Elizabeth St. Hilaire</p>  <ul style="list-style-type: none"> Renowned collage artist. Combines painted papers with torn shapes to create expressive, textured works. Her work earned her the nickname "The Paper Painter." 				