








Year 4 – Spring 1 – Art – Pupil Knowledge Organiser





What do I already know?	What am I learning now?
<ul style="list-style-type: none"> • A sculpture is a 3D artwork. • Sculptures can be made by shaping malleable materials with our hands or tools. • Malleable materials like clay can be manipulated by rolling, kneading, and shaping. • Rolling, pinching, and pressing can help us create different shapes and forms. • Clay can be joined by layering shapes onto a simple tile base. • Adding texture and patterns to our sculpture makes them look more interesting. 	<ol style="list-style-type: none"> 1. What can we recall about sculpture? 2. Who was Edna Manley? 3. How do sculptors use armatures to support their work? 4. Can I apply my learning to plan a sculpture inspired by Edna Manley? 5. How can I make a strong and detailed sculpture? 6. Can I assess and further develop my work?

Key Knowledge: Sculpture	Key Vocabulary
--------------------------	----------------

<div style="display: flex; justify-content: space-around;"> <div style="text-align: center;">  <p>We plan sculptures by starting with sketches.</p> </div> <div style="text-align: center;"> <p>An armature is often made from wire, wood, or card.</p>  <p>We use wire for bendable shapes or sticks and tape for larger structures.</p> </div> <div style="text-align: center;">  <p>Modroc is often used to cover armatures.</p> </div> <div style="text-align: center;">  <p>We can use tools like toothpicks, stamps, or fingers to make marks in clay or Modroc.</p> </div> </div> <div style="margin-top: 20px;"> <p>We think about the shape, size, and purpose of the sculpture.</p> </div>	<table border="1" style="width: 100%; border-collapse: collapse;"> <tr> <td style="padding: 5px;">sculpture</td> <td style="padding: 5px;">A three-dimensional artwork that you can see from all sides.</td> </tr> <tr> <td style="padding: 5px;">armature</td> <td style="padding: 5px;">A strong frame inside a sculpture that helps it keep its shape and stand up properly.</td> </tr> <tr> <td style="padding: 5px;">structure</td> <td style="padding: 5px;">The way something is built to make it strong and balanced.</td> </tr> <tr> <td style="padding: 5px;">form</td> <td style="padding: 5px;">The shape of something.</td> </tr> <tr> <td style="padding: 5px;">Modroc</td> <td style="padding: 5px;">A special plaster bandage that becomes hard when wet.</td> </tr> <tr> <td style="padding: 5px;">clay</td> <td style="padding: 5px;">A soft material that can be shaped and moulded to make a sculpture.</td> </tr> <tr> <td style="padding: 5px;">smoothing</td> <td style="padding: 5px;">Gently rubbing or pressing a surface to make it soft, flat, or even.</td> </tr> <tr> <td style="padding: 5px;">texture</td> <td style="padding: 5px;">The way something feels or looks, like rough, smooth, bumpy, or patterned.</td> </tr> <tr> <td style="padding: 5px;">tools</td> <td style="padding: 5px;">Objects used to shape, cut, or add detail to a sculpture.</td> </tr> <tr> <td style="padding: 5px;">civil rights</td> <td style="padding: 5px;">The rights that all people should have, like being treated fairly and equally.</td> </tr> </table>	sculpture	A three-dimensional artwork that you can see from all sides.	armature	A strong frame inside a sculpture that helps it keep its shape and stand up properly.	structure	The way something is built to make it strong and balanced.	form	The shape of something.	Modroc	A special plaster bandage that becomes hard when wet.	clay	A soft material that can be shaped and moulded to make a sculpture.	smoothing	Gently rubbing or pressing a surface to make it soft, flat, or even.	texture	The way something feels or looks, like rough, smooth, bumpy, or patterned.	tools	Objects used to shape, cut, or add detail to a sculpture.	civil rights	The rights that all people should have, like being treated fairly and equally.
sculpture	A three-dimensional artwork that you can see from all sides.																				
armature	A strong frame inside a sculpture that helps it keep its shape and stand up properly.																				
structure	The way something is built to make it strong and balanced.																				
form	The shape of something.																				
Modroc	A special plaster bandage that becomes hard when wet.																				
clay	A soft material that can be shaped and moulded to make a sculpture.																				
smoothing	Gently rubbing or pressing a surface to make it soft, flat, or even.																				
texture	The way something feels or looks, like rough, smooth, bumpy, or patterned.																				
tools	Objects used to shape, cut, or add detail to a sculpture.																				
civil rights	The rights that all people should have, like being treated fairly and equally.																				

Significant People	
<p>Edna Manley</p> 	<ul style="list-style-type: none"> • Called the "First Lady of Jamaican Art". • Made sculptures and paintings that showed the beauty and strength of Jamaican people. • Inspired people to think about fairness and justice. • Her works were part of Jamaica's fight for independence and national pride.

 <p>Modelling clay is then be smoothed over the Modroc/armature, carefully covering all gaps.</p>	 <p>Texture is important as it makes sculptures more interesting to look at and touch.</p>	
---	--	--