












# Year 3 – Spring 1 – Art – Pupil Knowledge Organiser



What do I already know?		What am I learning now?		
<ul style="list-style-type: none"> <li>Materials for collages include: pictures, fabric, textured papers.</li> <li>We cut pictures from magazines or cut shapes out of paper for collage.</li> <li>We can also tear or crumple papers to give them an interesting look and texture.</li> <li>Overlapping materials makes the piece look interesting.</li> <li>Artists plan how they want the collage to look before gluing anything down.</li> <li>Artists plan how they want the collage to look before gluing anything down.</li> <li>Glue (or adhesive) is used to attach materials to the background.</li> </ul>		<ol style="list-style-type: none"> <li>Who is Antoni Gaudi?</li> <li>What is a mosaic, and how did Gaudi use it in his artwork?</li> <li>Can we plan and design a paper mosaic inspired by the Gaudi?</li> <li>Can we apply the skills learned to create a paper mosaic?</li> <li>Can we apply the skills learned to create a paper mosaic?</li> <li>Can I develop and assess my artwork?</li> </ol>		
Key Knowledge: Mosaics		Key Knowledge: Collage		
 <p>Mosaics were used to decorate various surfaces, adding beauty and colour.</p> <p>Mosaics feature intricate patterns and designs.</p>	 <p>Mosaics can be found in different cultures throughout history.</p>  <p>Gaudi's mosaics are irregular and colourful.</p>	 <p>Collage can be used to mimic a mosaic.</p>  <p>Paper can be cut into small pieces and arranged to mimic the appearance of mosaic tiles.</p> <p>Precise cutting is crucial for a successful mosaic.</p> <p>Pieces should be glued on to the surface with small spaces in between to mimic grouting.</p>	 <p>Mood is the emotions a piece of art can make you feel, like happiness or calm.</p>  <p>We can use curved shapes or patterns, to suggest action/movement.</p>  <p>Overlaying our mosaic onto a photographic background creates depth and interest.</p>	<p><b>pattern</b></p> <p>A design that repeats shapes, colours, or lines.</p> <p><b>texture</b></p> <p>How something feels, like rough, smooth, or bumpy.</p> <p><b>arrange</b></p> <p>To put things in a neat or special order.</p> <p><b>architect</b></p> <p>A person who designs buildings.</p> <p><b>mosaic</b></p> <p>A picture or pattern made with small pieces of tile, glass, or paper.</p> <p><b>tiles</b></p> <p>Flat pieces of material used to cover floors, walls, or make mosaics.</p> <p><b>grouting</b></p> <p>A paste used to fill the gaps between tiles and hold them in place.</p> <p><b>precision</b></p> <p>Doing something very carefully and exactly.</p> <p><b>overlay</b></p> <p>To put one thing partly or fully on top of another.</p> <p><b>overlapping</b></p> <p>When one part of something covers part of something else.</p>
Significant People				
<p><b>Antoni Gaudi</b></p>  <ul style="list-style-type: none"> <li>Was a famous Spanish artist and architect.</li> <li>Used colourful mosaics to decorate his buildings and designs.</li> <li>One of his most famous works with mosaics is Park Güell in Barcelona.</li> </ul>				