










Year 2 – Spring 1 – Art & Design – Pupil Knowledge Organiser



What do I already know?		What am I learning now?	
<ul style="list-style-type: none"> A sculpture is work of art that is made by shaping/joining different materials. Materials are the equipment and supplies for doing or making something. Materials can be joined using different methods. Texture is the feel and appearance of something. Pattern is a series of repeated images, shapes or lines. 		<ol style="list-style-type: none"> Who was Barbara Hepworth? How can we use malleable materials to make a sculpture? How can we use textures and patterns in our sculpture? How can our learning influence our sculptures? How can we apply our learning to make our sculptures? What process did we use to create our sculptures? 	
Key Knowledge: Materials	Key Knowledge: Shape & Form	Key Vocabulary	
 <p>Malleable materials include: Playdough, Plasticine, and Modelling clay</p>  <p>Malleable materials can be easily shaped and moulded into a chosen form.</p>	 <p>Patterns can be added by carving or painting onto the surface of the sculpture.</p>  <p>We can manipulate malleable materials by rolling, kneading, and shaping.</p>	<p>abstract</p> <p>form</p> <p>observation</p> <p>malleable</p> <p>rolling</p> <p>kneading</p>	<p>A type of art that uses ideas from something but does not try to make a realistic copy.</p> <p>The shape and structure of something.</p> <p>The act of watching/looking and using the information gained.</p> <p>Something that can be easily changed; flexible.</p> <p>Making a material into a long, round shape by moving it back and forth with your hands.</p> <p>Squashing and pressing a material with your hands to make it soft and smooth.</p>
Significant People	Key Knowledge: Joining	<p>shaping</p> <p>pinching</p> <p>pressing</p> <p>carving</p>	<p>Moulding materials into the desired form or figure.</p> <p>Squeezing small amounts of materials to create details or join pieces together.</p> <p>Using your hands or tools to push down on materials to flatten or shape them. Can be used to join pieces.</p> <p>Using sharp tools to cut away or remove parts of the material to create shapes or patterns.</p>
<p>Barbara Hepworth</p>  <ul style="list-style-type: none"> A British modernist sculptor. Known for abstract sculptures based on natural forms, such as plants. Sculptures use smooth, curved shapes. Sculptures have holes and hollows for viewers to see through. 	 <p>Pinching the edges of the two pieces helps them stick together securely.</p>  <p>Pressing the edges of the two pieces against each other creates a bond that holds them together.</p>		