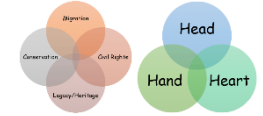
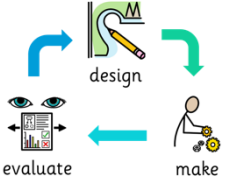















# Year 1 – Autumn – DT – Pupil Knowledge Organiser



What do I already know?	What am I learning now?	
<ul style="list-style-type: none"> <li>Materials can be joined together using glue or staples.</li> <li>Scissors can be used to cut out paper, card and fabric.</li> </ul>	<ol style="list-style-type: none"> <li>What fabrics and tools are used in textiles?</li> <li>How do we cut fabrics in textiles?</li> <li>How can we join fabrics together?</li> <li>Can I design a Christmas-themed toy?</li> <li>Can I use my design to make a toy?</li> <li>How do we evaluate our finished product?</li> </ol> 	
Key Knowledge: Textiles	Key Knowledge: Design, Make, Evaluate	Key Vocabulary
 <p>Fabric is a material used to make things like clothes and toys.</p>  <p>Common fabrics include cotton, wool, and felt.</p>  <p>Shapes can be cut out by tracing around a template on to the fabric.</p>  <p>Tools like scissors and needles should always be used safely.</p>  <p>Joining fabrics together to make a 3D object, can be done using glue, staples or sewing.</p>  <p>A running stitch is made by sewing a line of stitches that go in and out of the material.</p>  <p>Sewing or gluing items like buttons, beads, sequins, braids, and ribbons help to decorate fabric products.</p>  <p>Colour can be added using fabric pens, printing/stamps, and painting.</p>	<p>In Design and Technology we follow a process:</p>  <p>design</p> <p>Come up with ideas based on who will use our product and what for.</p>  <p>make</p> <p>Safely assemble, join and combine materials.</p>  <p>evaluate</p> <p>Discuss what is good based on who will use the product and what for.</p>	<p>materials</p> <p>The things used to build or make something.</p> <p>tools</p> <p>A hand-held item that is used to help us do something.</p> <p>felt</p> <p>A thick and sturdy fabric, ideal for crafting.</p> <p>scissors</p> <p>A tool used for cutting paper, card or fabric.</p> <p>needle</p> <p>A thin tool made of metal with a hole at one end for thread and a sharp point at the other.</p> <p>join</p> <p>To attach materials together.</p> <p>running stitch</p> <p>A running stitch is a simple, straight stitch for a secure connection.</p> <p>decoration</p> <p>Items used to make something else more beautiful.</p> <p>product</p> <p>The item that is designed, made and evaluated.</p>